

ACE IT Partner Test Disbursement & What CHOP Is Offering FAQs

CHOP Contacts

Q1. Who are my contacts at CHOP?

A1. For strategic & clinical input:

- Dr. Dave Rubin, MD, MSCE - RUBIN@email.chop.edu
- Dr. Susan Coffin, MD, MPH - COFFIN@email.chop.edu

For logistics: Maggie Eisen – EISENM@email.chop.edu; (267) 977-9693

Test Inventory, Distribution, and Pick-Up

Q2. Where are the tests located for distribution to/pick-up by the counties?


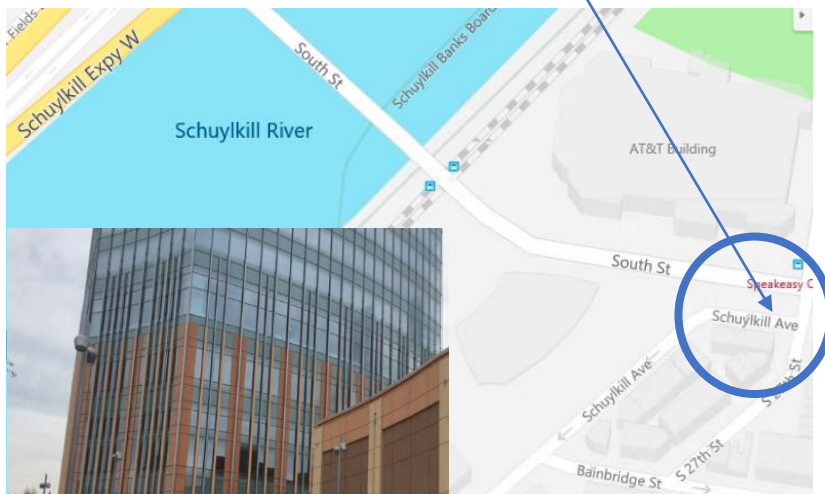
A2. CHOP Roberts Center for Pediatric Research

734 Schuylkill Ave., Phila., PA 19146


The front entrance to the Roberts Building is on the South Street Bridge. **Do not stop on the South Street Bridge.**

At the east side of the South Street Bridge, you can turn right onto Schuylkill Ave. – there is a sharp **switchback** as you make that right turn. If you are picking up in a large truck or van (see A4., below), you may pull up to the B level entrance in the roundabout:

Front entrance (as seen from South Street Bridge). This is **not** where you will pick up the tests.



Back entrance (as seen from Schuylkill Ave.).
This is where you will pick up the tests.



Q3. For 1st disbursement: What is the approximate size, weight, dimensions, etc. of each county's share of the tests (20,000 BinaxNow cards, 3 CUE instruments, and CUE ~250 cartridges)?

A3. Each county's share of:

- BinaxNow tests: Approx. 3 standard pallets (4x4) weighing about 325 lbs. each plus a few additional boxes.

ACE IT Partner Test Disbursement & What CHOP Is Offering FAQs

- CUE (confirmatory) test: Boxes of test readers (instruments) and cartridges are relatively small in comparison to the BinaxNow test boxes. Each county will receive about 3-4 boxes.



Q4. What kind of vehicle should we use to pick up 1st disbursement?

A4. MontCo plans to bring a large, Ford E-Series box truck. This should accommodate the first test disbursement.



Q5. When can we pick up our share of tests?

A5. If you are bringing a large van or truck, there is a lot of flexibility both during and after the business day. We just need about 24 hours' notice.

Please contact Maggie Eisen with plans for pickup: eisenm@email.chop.edu or (267) 977-9693.

Q6. What will happen when we get to the Roberts Building for pickup?

A6. You will call Suzen at: (267) 426-2440, identify yourself by name and county, and let her know you've arrived. CHOP staff will meet you outside and help you load the boxes into your vehicle, one box at a time.

ACE IT Partner Test Disbursement & What CHOP Is Offering FAQs

Q7. What are the transport and storage requirements for the items?

A7. Products need to be kept between 2 and 30 degrees Celsius, which is a relatively wide range.

Q8. Is there insurance coverage in the event something happens to them in transport?

A8. CHOP does not assume responsibility for freight once it has left our property.

Q9. What about future disbursements of tests?

A9. This remains to be seen. We will need to work closely together to track the number of BinaxNow and CUE tests used by each county, each week, to determine when the next set of tests will be disbursed and how many. Please reach out to Maggie Eisen: eisenm@email.chop.edu or (267) 977-9693 with ideas about how best to track and communicate about this.

What CHOP Is Offering to Partners

Q10. What is CHOP offering to partners in the 5 counties?

- A10.
- Supply Chain
 - Training for school nurses
 - Supplemental QI as requested
 - Back-end data system/reporting mechanism
 - Barcode links to those who have taken the test
 - Assurance of quality/integrity of public health data
 - Assistance with referral to PCR/other confirmatory testing and reporting as needed
 - Fundraising for additional tests and other supplies/services needed
 - Counties should let CHOP know what they would like to have included in fundraising efforts